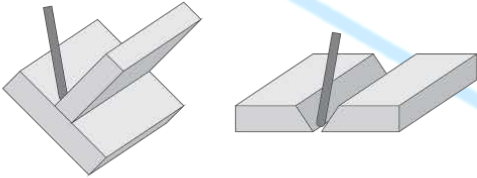


Welding Positions Guide

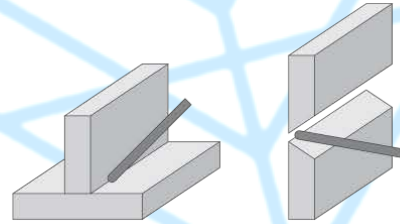
FLAT

1F/PA (Fillet) 1G/PA (Groove)



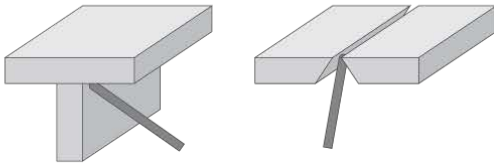
HORIZONTAL

2F/PB (Fillet) 2G/PC (Groove)



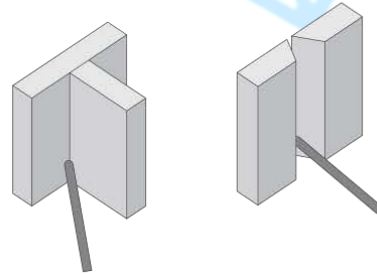
OVERHEAD

4F/PD (Fillet) 4G/PE (Groove)



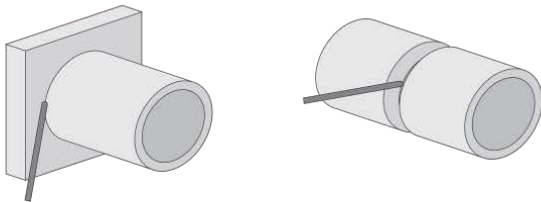
VERTICAL

UP: 3F/PF (Fillet) 3G/PF (Groove)
DOWN: 3F/PG (Fillet) 3G/PG (Groove)



HORIZONTALLY FIXED PIPE

UP: 5F/PH (Fillet) 5G/PH (Groove)
DOWN: 5F/PJ (Fillet) 5G/PJ (Groove)



45° INCLINED FIXED PIPE

UP: 6G/H-L045 (Groove)
DOWN: 5G/J-L045 (Groove)

